

ANNIE COUNTER TOP BASIN INSTALLATION INSTRUCTIONS

Thank you for selecting our AXENT Switzerland. To ensure that your installation proceeds smoothly, please follow these instructions carefully before you begin. Carefully unpack and examine all of the items you have selected.

ALL INSTALLATION PROCEDURES MUST COMPLY IN STRICT ACCORDANCE WITH APPLICABLE LOCAL PLUMBING AND BUILDING CODES.

PROFESSIONAL LICENSED PLUMBER IS HIGHLY RECOMMENDED FOR INSTALLATION.

Thank You For Choosing

We appreciate your commitment to AXENT quality. If you encounter any installation or performance problems, please don't hesitate to contact us 1-800-769-4857.
Thanks again for choosing AXENT Switzerland.

Before You Begin



CAUTION: Risk of personal injury or product damage. Handle with care. Vitreous china can break or chip if the product is handled carelessly

CARE AND CLEANING:

WHEN CLEANING YOUR TOILET/SINK/LAV WASH IT WITH MILD, SOAPY WATER, RINSE THOROUGHLY WITH CLEAR WATER AND DRY WITH SOFT CLOTH.

AXENT TOILET AND SINK WARRANTY:

AXENT provides a ONE-YEAR LIMITED WARRANTY for its plumbing fixtures to be free manufacturing defects in material and workmanship. This warranty is to the original Purchaser and not transferable. AXENT will, at its election repair, replace or make appropriate adjustments where AXENT inspection disclose and such defects occurring in normal residential usage within one year after installation. Use of in-tank toilet cleaner will void this warranty. AXENT is not responsible for installation costs. No warranty is given for water damage or misuse. For longevity of finish, care in maintaining dryness at all times is recommended.

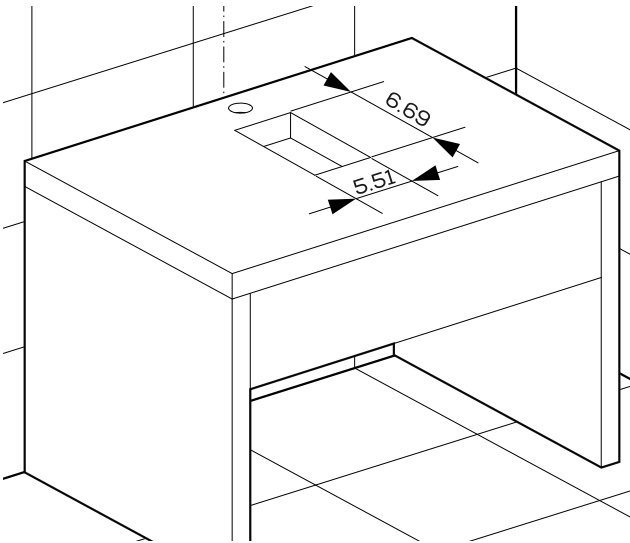
AXENT's obligation shall be limited to such repair and or replacement and shall be limited to AXENT's receiving notice of any alleged defect within the applicable warranty period. Purchaser shall be responsible for all shipping charges for returned products.

To obtain warranty service, contact AXENT either through your Dealer or Plumbing Contractor or by writing AXENT, Attn. Customer Service Department, 3 Musick, Irvine California 92618 or by calling 1-800-769-4857

INSTALLATION INSTRUCTION

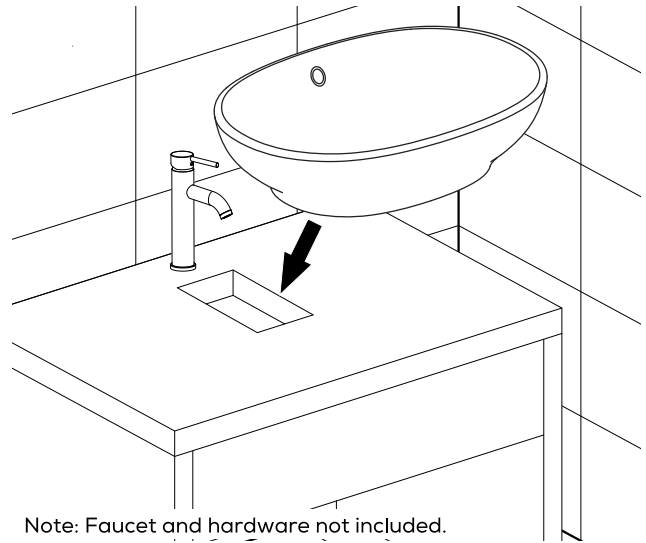
Model No. L370-1101-U1

1



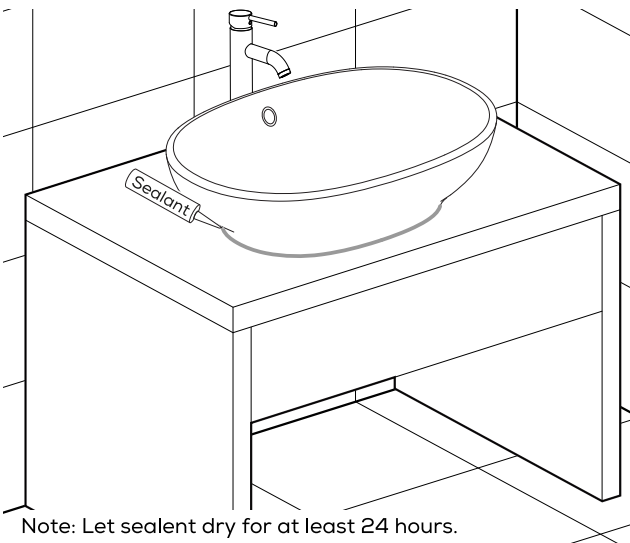
2

(Unit inch)



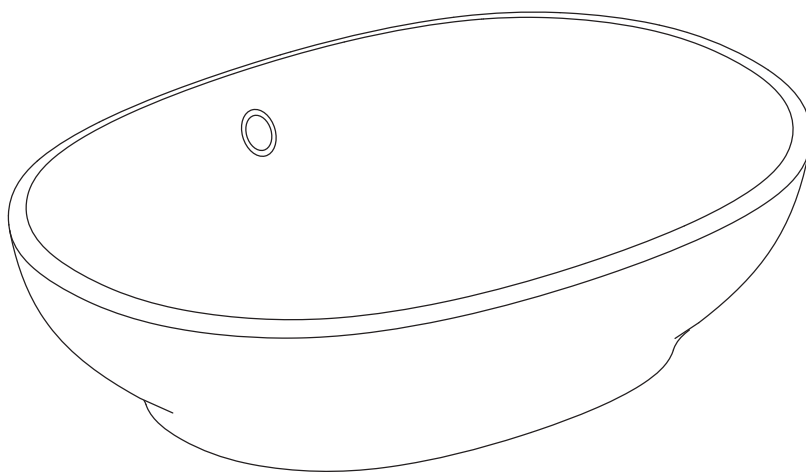
Note: Faucet and hardware not included.

3



Note: Let sealant dry for at least 24 hours.

PARTS LIST



CERAMIC BASIN L370-1101-U1

AXENT CORPORATION

3 Musick
Irvine CA 92618
Telephone: 1-800-769-4857
Fax: 949-770-2902
Email: support@axentproducts.com
Website: www.axentbath.com